



**Why not scan more
and work less?**

Fast 3D scanners



Full Dental CAD/CAM Solution



Scan




Design



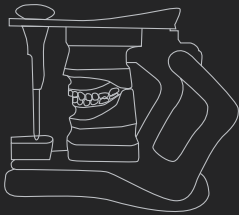
Nesting



Milling

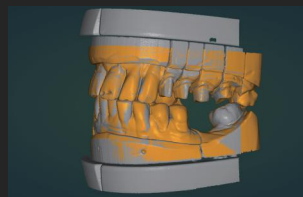


UPSCAN users' favorite features:



Big articulator scan

Capture occlusion relationship directly by side-lay scanning big articulators.



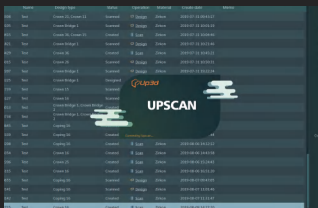
Automatic alignment

Intelligent algorithm, saves manual work



Multi-color projector

Adaptable color projector. Red, blue and white colors projecting to adapt to complex model colors



UPSCAN APP

Easy to operate scanning software, free upgrade



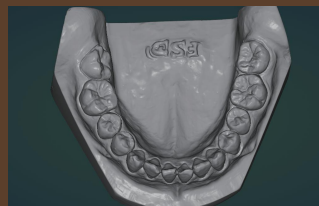
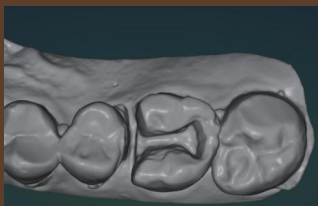
Margin line

Draw margin line in UPSCAN and export margin data to design software.



Open system

Open stl output and integrated with exocad and dentalwings



Wide Applications

Veneer model, implant model, uncut model, and regular cut model, impressions

UP360+

Problems scanning a narrow interproximal gap? Try UP360+

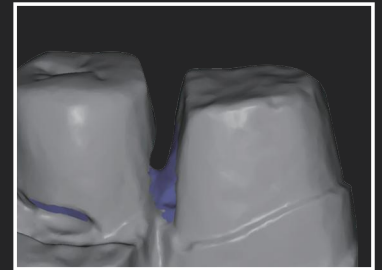
Scan without blind angle

Scan impression, uncut, orthodontic, veneer models clearly.



UP360+

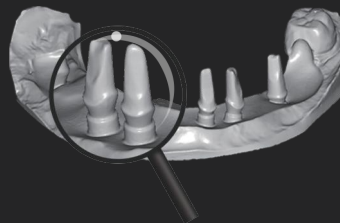
vs



Traditional scanner

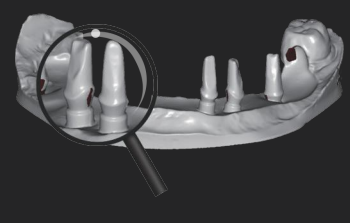
Full arch implants scanned in a single step

No need to loosen and fasten the abutment screws.



UP360+

vs



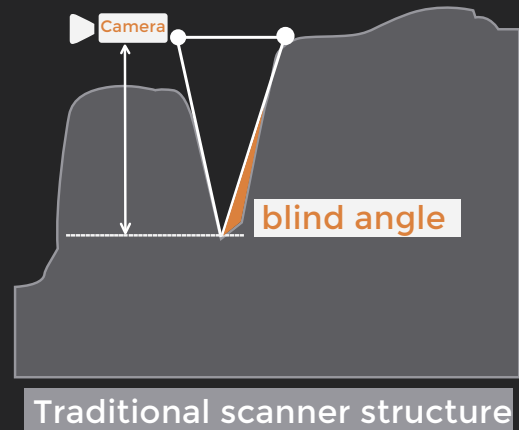
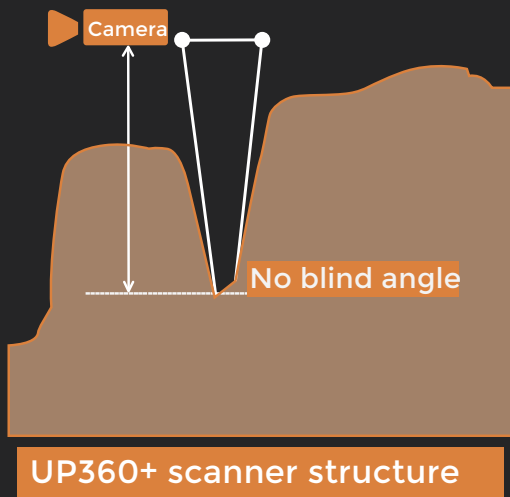
Traditional scanner



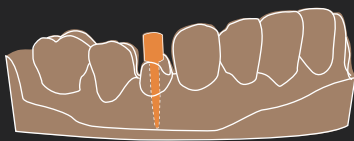
UP360+

Scan without blind angle

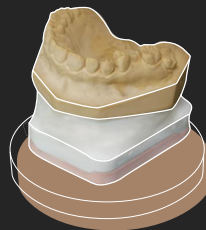
Scan impression/uncut models; data without blind angle; no need to fill oles.



All-round solution for
post&core scanning



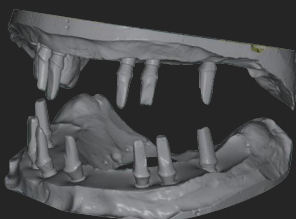
Support virtual articulator



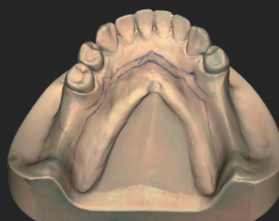
New way of occlusion scan



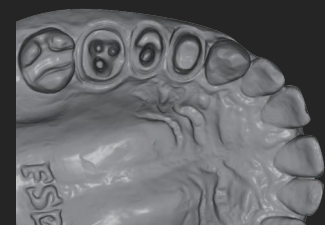
Full arch implant scanned
in one single step



True color texture scanning

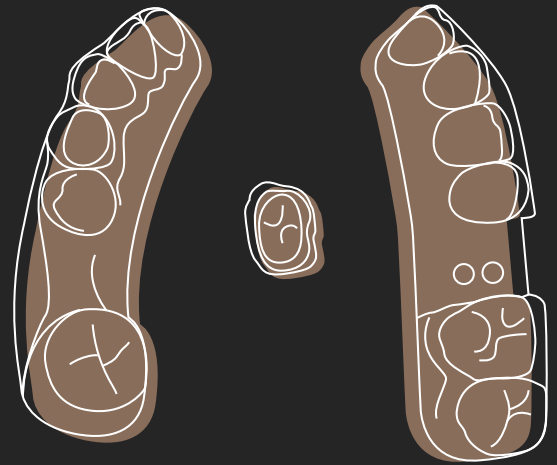



post&core model direct scan



UP300+

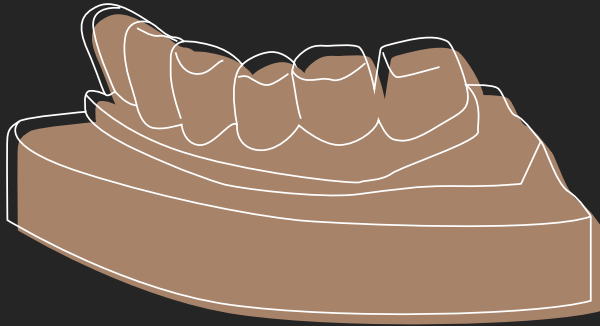
High speed scanner fully upgrade



All-in-one model scan

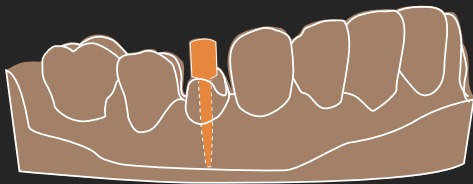
Comparing with traditional scan method, UP300+ will cut off 50% of your work time by scanning a quadrant with two steps only.

UP300+

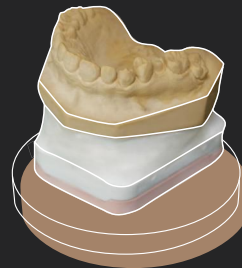


**Unsectioned model scanning
performance improving**

The fastest scanner specialized for
unsectioned model



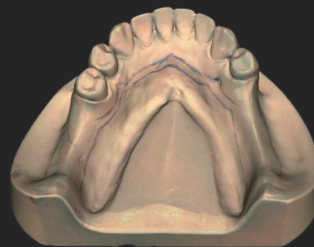
**All-round solution for
post&core scanning**



Support virtual articulator



New way of occlusion scan



True color texture scanning


UP300E

The most economical scanner for you



High speed

Scan full arch: 25s;
Scan upper&lower impression: 3 minutes



12 unit multi-die scan



Model scanning

12 unit multi-die scan

Scan 12 unit die with free placement in 20s.

Highly cost-effective



Model	UP360+	UP300+	UP300E
Size	305*310*550 (mm)	300*300*400 (mm)	
Weight	14kg	10kg	
Camera	2*2.0 (MP) High frame rate	2*1.3 (MP) High frame rate	
Precision	<6 microns	<10 microns	
Projector	Customized blue-light, support multi-color scanning		
Interface	USB 3.0		
Output formats	STL; UM; PLY; OBJ		
Power supply	AC110-240V, 50HZ		



Model	UP360+	UP300+	UP300E
All-in-one scanning	✓	✓	-
One click scanning triple tray	✓	✓	-
Mark margin in scan software	✓	✓	-
Texture scanning	True color texture scanning	True color texture scanning	Color texture
Impression scanning	★★★★★	★★★★★	★★
Unsectioned model scanning	★★★★★	★★★★★	★★
Speed:			
Speed(Full arch)	⚡⚡⚡⚡	⚡⚡⚡⚡	⚡⚡⚡⚡
Speed(Triple tray)	⚡⚡⚡⚡	⚡⚡⚡⚡	-
Feature	Unsectioned model	All-in-one scan	Highly cost effective
	All-in-one scan	one-click triple tray scan	
	one-click triple tray scan		



UP3D is a high tech company headquartered in Shenzhen since 2013.

As one of the only few companies in the world that are capable of developing a full dental CAD/CAM solution including software and hardwares.

We are committed to provide our worldwide customers with high quality dental CAD/CAM products to benefit from the digital dental revolution.



www.up3ds.com info@up3ds.com 0755-26983202